

Readymade Garment Export Highlights

By Research Division PRGMEA

Updated 31.05.2007

Pakistan RMG Historical Performance

WOVEN	1991	1992	1993	1994	1995	1996	1997	1998	1999	2000	2001	2002	2003	2004	2005	2006
RMG Export Value In Bill US\$	0.50	0.61	0.62	0.61	0.64	0.65	0.74	0.75	0.65	0.77	0.83	0.88	1.09	0.99	1.09	1.31
RMG Exp Quantity in Mn Doz	21	27	26	27	27	26	29	27	28	31	36	41	36	28	34	37
RMG Av Unit Pric /doz	23.67	22.70	23.73	22.67	23.78	24.96	25.38	27.63	23.25	24.90	22.97	21.34	29.97	36.00	31.82	35.18
RMG % Share of total export	7.7	8.4	9.2	8.3	8.0	7.0	8.5	8.8	7.7	8.7	9.0	8.9	9.7	8.1	7.6	8.0
Total Export Pakistan bill \$	6.5	7.3	6.7	7.3	8.0	9.3	8.6	8.4	8.4	8.9	9.2	9.9	11.9	13.3	14.1	16.5

Source: TDAP available www.epb.gov.pk/v1/statistics/index.php
Pakistan Textile Journal 2006 pag 51

Source : Asian Development Report (ADB) - Key Indicators 2006' available at http://www.adb.org/Documents/Books/Key_Indicators/2006/default.asp
TDAP available www.epb.gov.pk/v1/statistics/index.php,

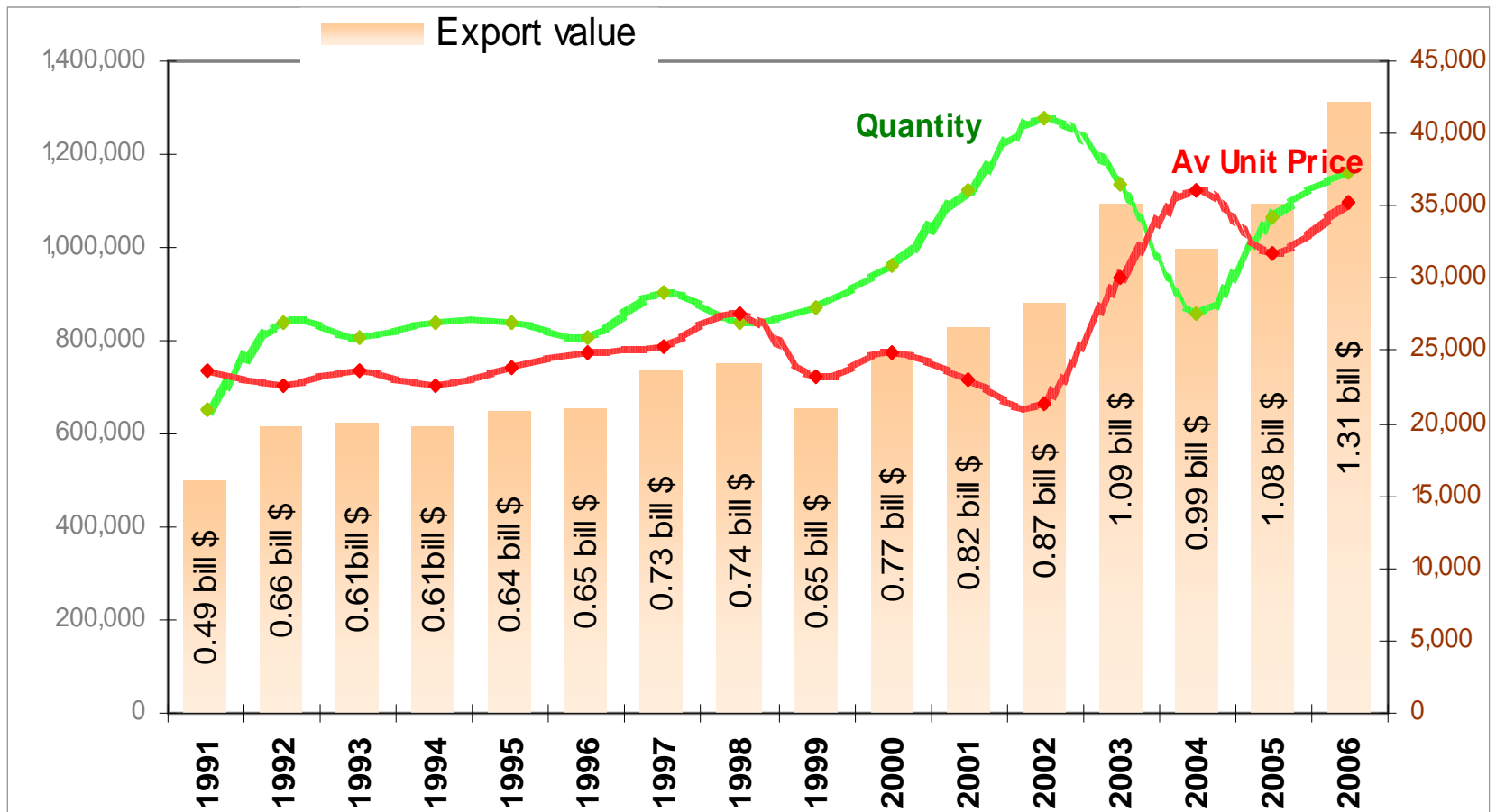
Export Progress RMG (Woven)

<u>FISCAL YEAR 2006</u>	<u>Change from previous year</u>
RMG Export value	up 20%
RMG Quantity	up 8.9%
RMG Av Unit Price	up 10.5%
RGM Share of total export	up 5.2%

As per TDAP export data www.epb.gov.pk/v1/statistics/index.php

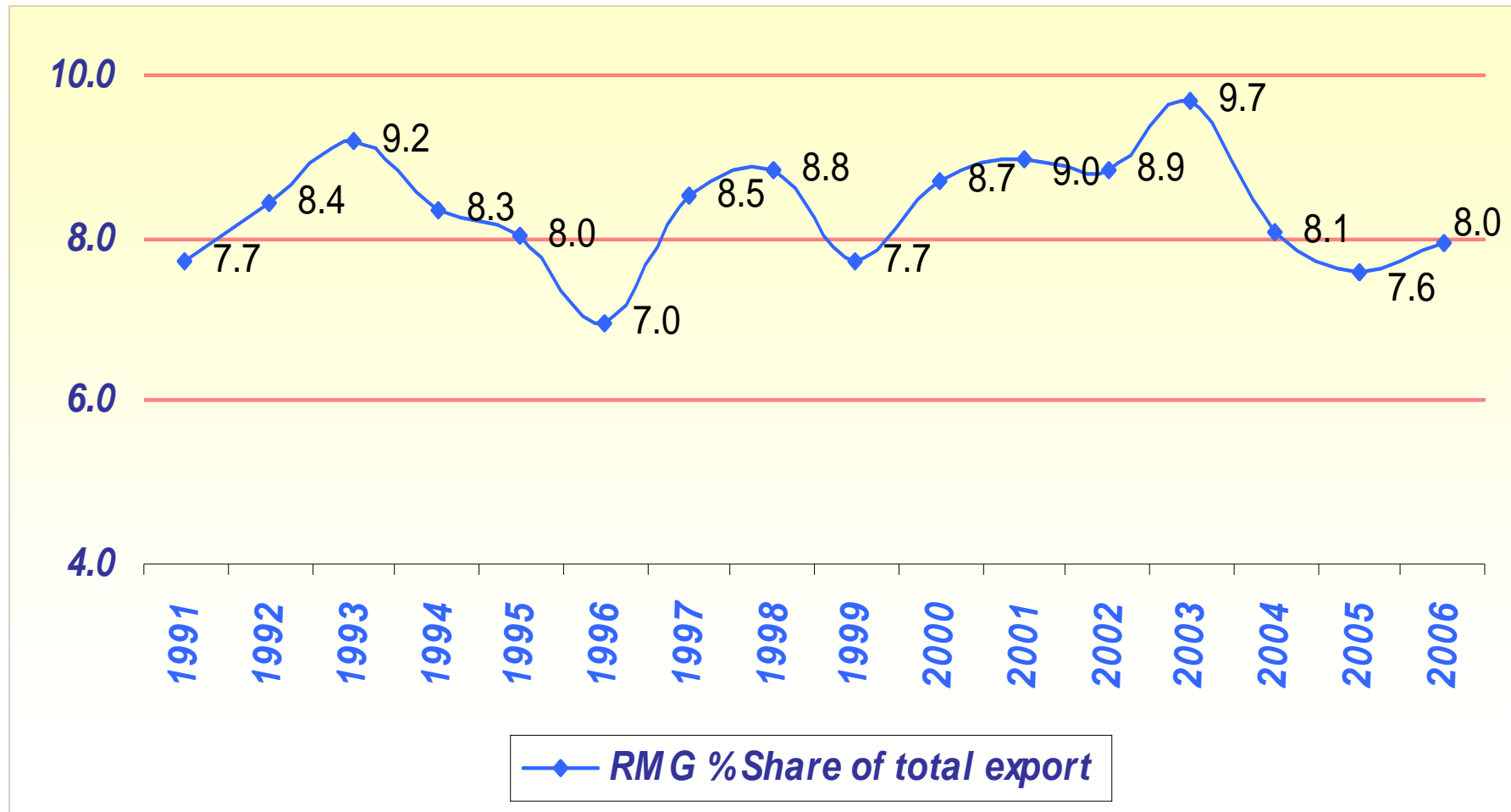
Pakistan Export trends Woven RMG 1991 – 2006

As per TDAP export data www.epb.gov.pk/v1/statistics/index.php



Share of Woven RMG in National Exports 1991 – 2006

As per TDAP export data www.epb.gov.pk/v1/statistics/index.php



Importance of the RMG sector in Pakistan

- ✓ **National exports** Textiles and clothing: 65-70 %.
 RM Garments only: 8%.

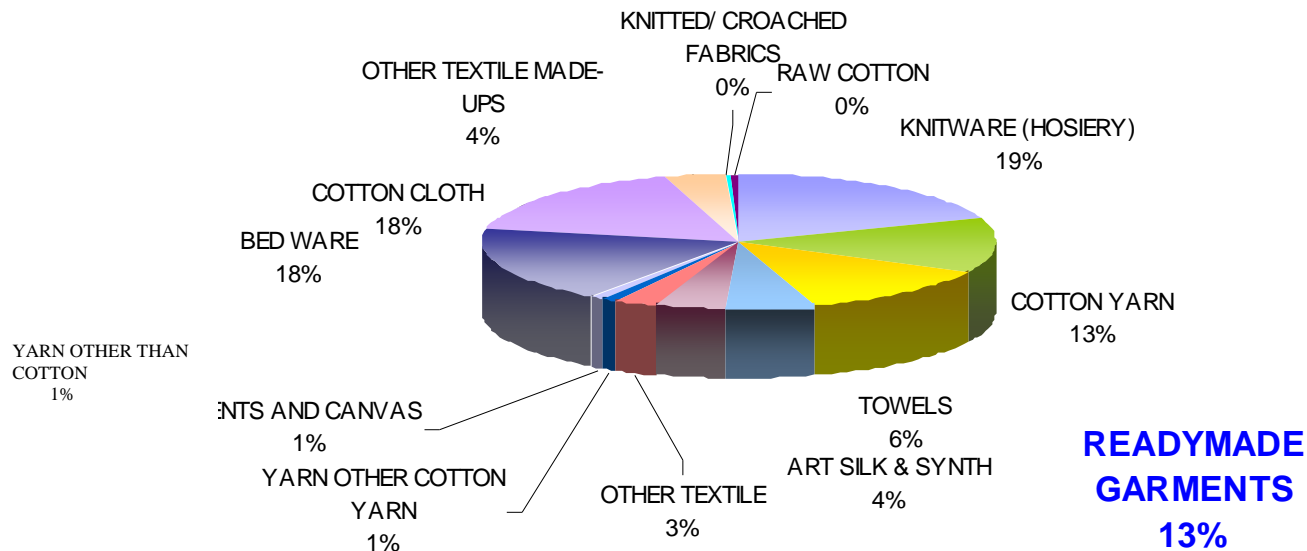
- ✓ **National GDP** Textiles and clothing = 12-14%

- ✓ **Employment** Textiles 50% of industrial employment
 Garment is most labor intensive sector

Export share of different categories in the T&A sector in year 2006 (Jul-Dec)

Developed by PRGMEA as per TDAP export data www.epb.gov.pk/v1/statistics/index.php

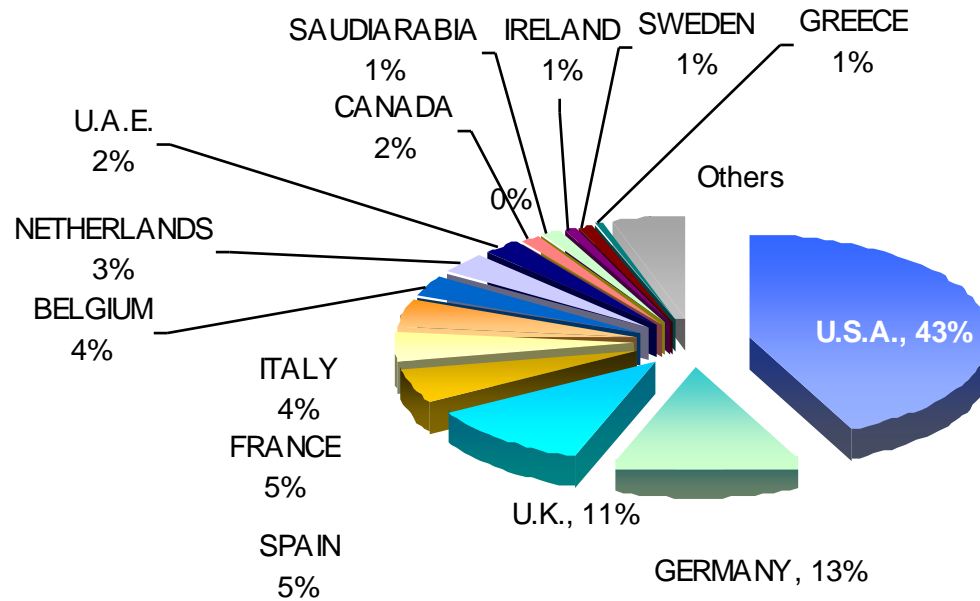
This is not share of total export, but share within the Textile sector !



Source TDAP. July-Dec 2006

Pakistan's Export Markets RMG (Woven) 2006

Developed by PRGMEA as per TDAP export data www.epb.gov.pk/v1/statistics/index.php



Data sources:

FBS Pakistan

TDAP

Asian Development Bank ADB